

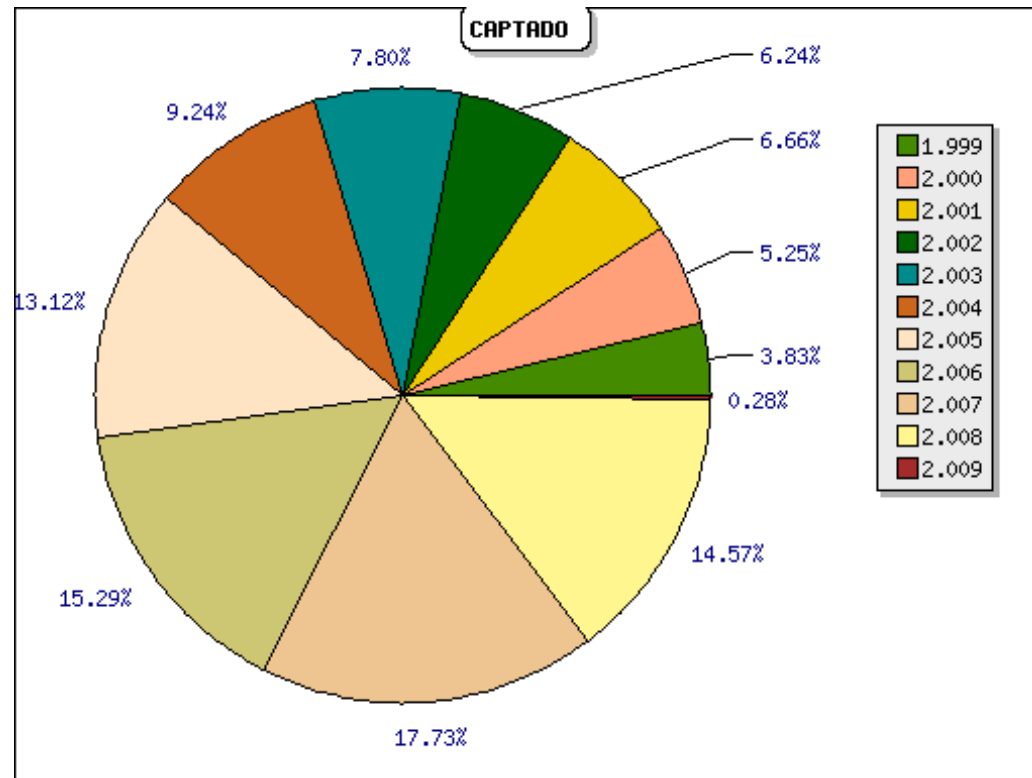


Mecenato
Captação de recursos por ano e área cultural

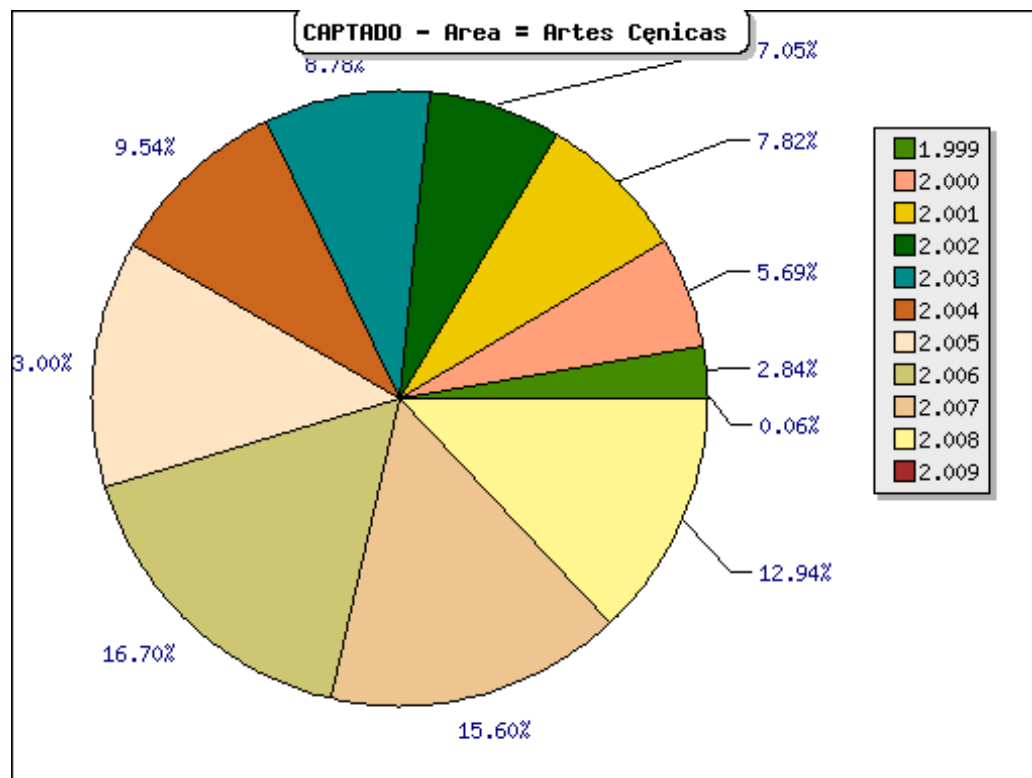
03/02/2009

RESUMO	1.999	2.000	2.001	2.002	2.003	2.004	2.005	2.006	2.007	2.008	2.009	Total
Artes Cênicas	29.893.132,90	59.978.238,54	82.397.217,99	74.256.545,90	92.494.608,61	100.517.148,74	137.002.388,30	175.945.977,15	164.390.347,17	136.369.755,17	602.494,61	1.053.847.855,09
Artes Integradas	35.272.800,06	40.907.239,99	45.743.760,90	51.051.590,46	54.072.162,73	50.669.318,87	78.411.914,32	97.481.183,21	144.857.145,63	132.154.908,23	9.555.269,32	740.177.293,73
Artes Visuais	17.841.831,27	35.358.719,61	27.197.218,38	31.331.823,15	33.505.433,86	43.934.059,14	69.996.414,75	81.958.610,90	100.696.537,97	62.797.555,70	507.881,36	505.126.086,09
Audiovisual	19.563.582,48	22.581.363,16	45.095.852,93	45.273.649,81	37.676.199,10	49.795.910,62	70.565.232,31	102.877.166,58	110.745.958,45	107.592.534,10	1.000.003,06	612.767.452,61
Humanidades	27.148.194,03	33.263.286,23	40.827.660,14	37.494.358,42	53.183.652,74	81.494.743,66	80.088.669,29	93.428.665,68	105.903.987,67	88.514.742,04	756.842,68	642.104.802,58
Música	42.242.719,85	58.806.732,77	76.907.295,36	52.767.222,00	72.188.888,29	91.198.334,50	143.675.583,67	151.296.848,47	211.450.203,94	182.165.048,86	1.295.358,00	1.083.994.235,73
Patrimônio Cultural	39.283.248,62	38.875.391,54	49.753.440,33	52.455.938,51	87.535.277,27	92.491.766,32	144.810.941,39	141.238.479,54	140.864.266,14	95.127.658,37	1.700.000,00	884.136.408,04
Total Geral	211.245.509,23	289.770.971,85	367.922.446,03	344.631.128,25	430.656.222,60	510.101.281,85	724.551.144,04	844.226.931,53	978.908.446,97	804.722.202,47	15.417.849,03	5.522.154.133,90

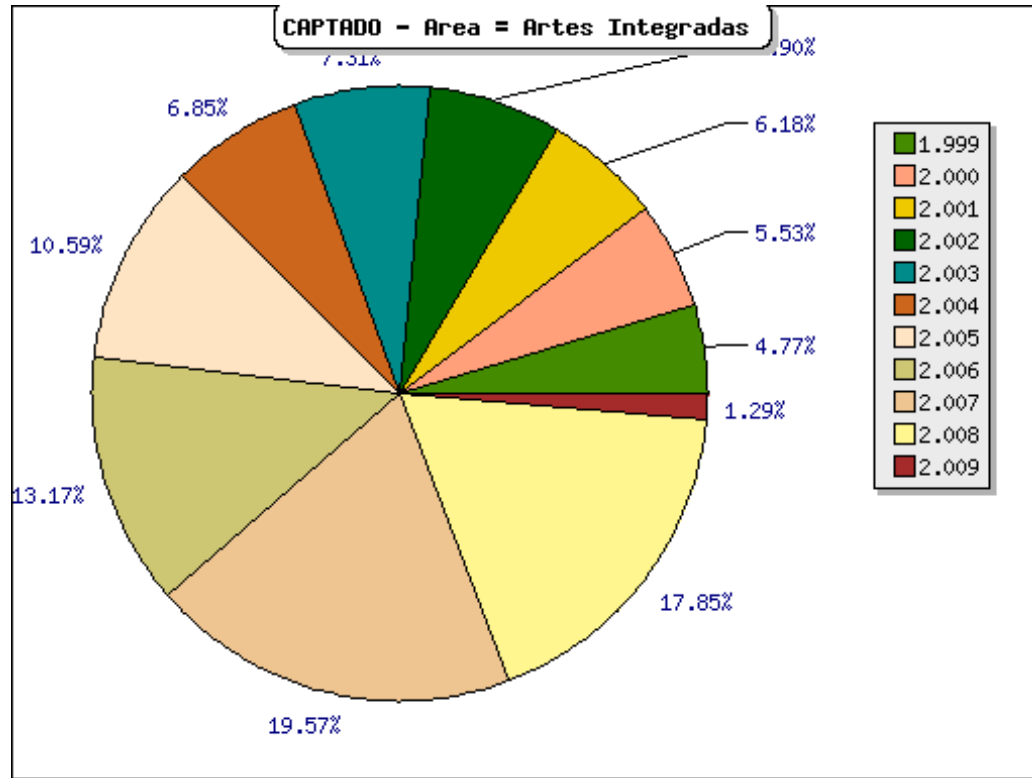
CAPTADO



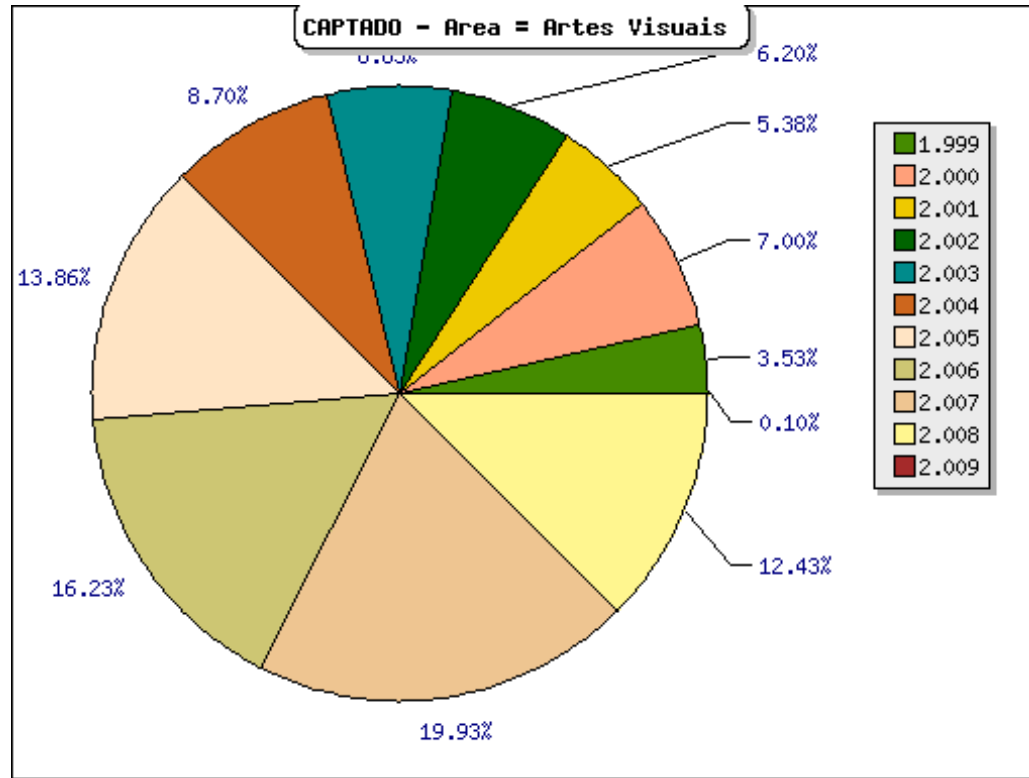
CAPTADO – Area = Artes Cênicas



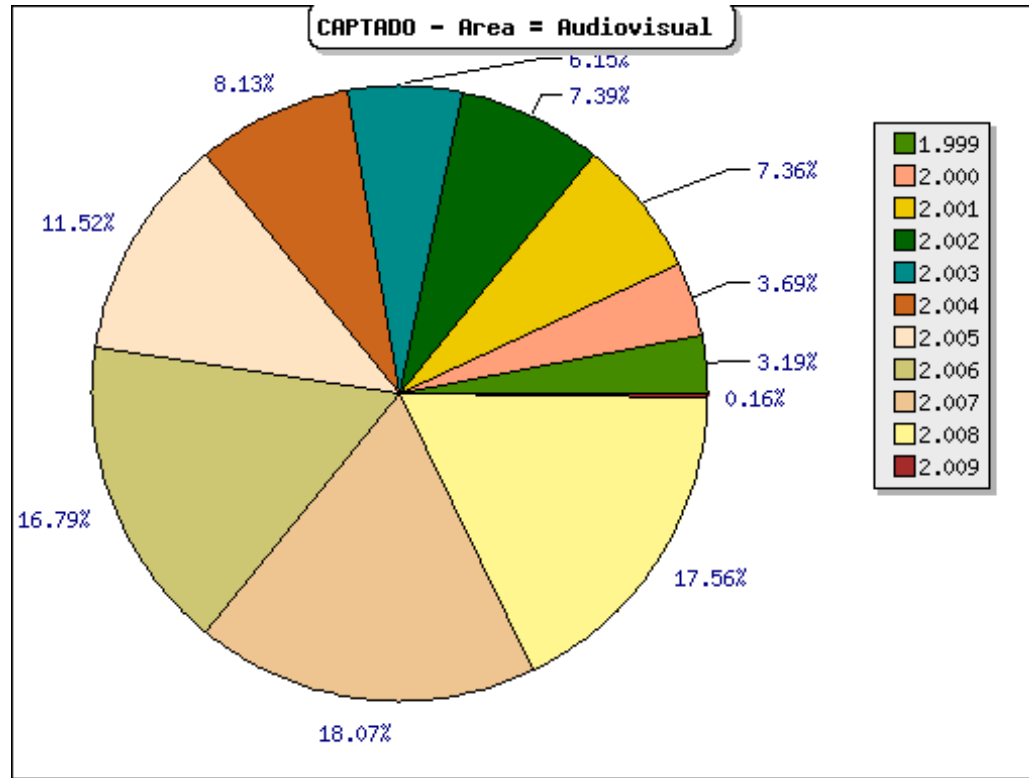
CAPTADO – Area = Artes Integradas



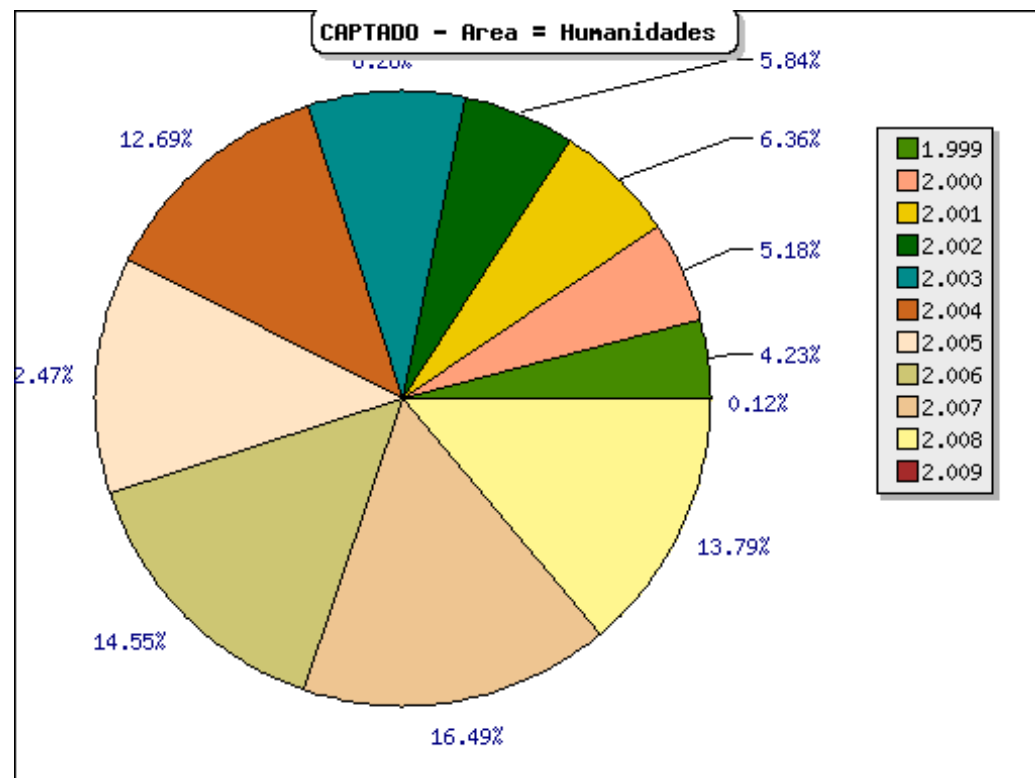
CAPTADO – Area = Artes Visuais



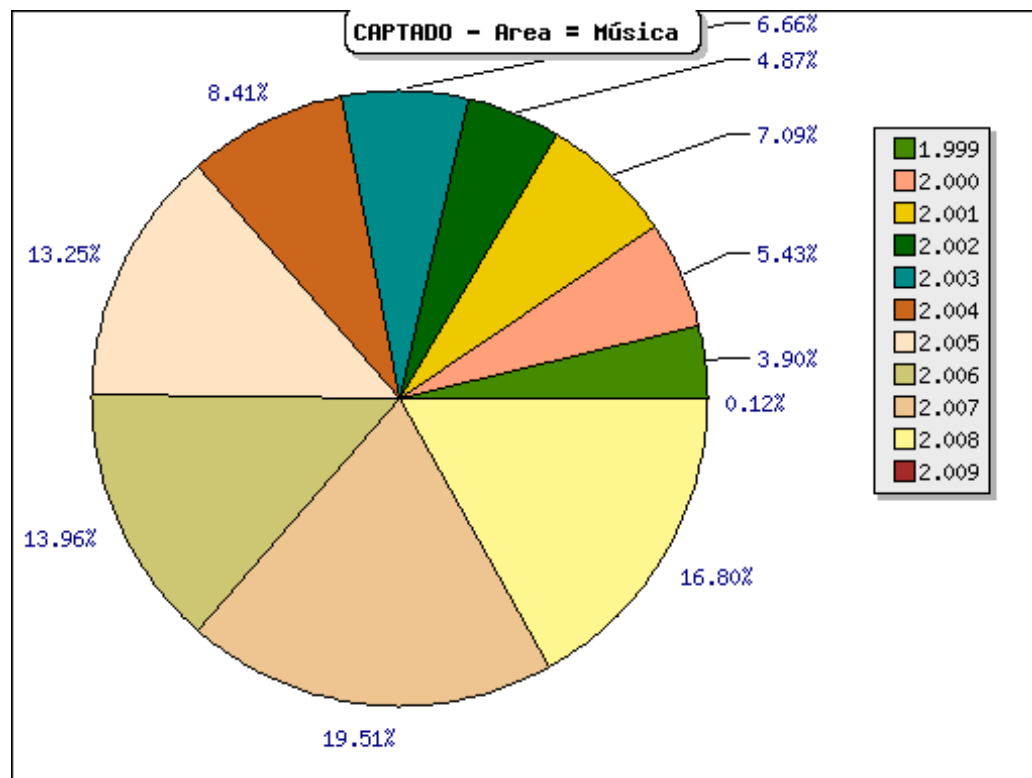
CAPTADO - Area = Audiovisual



CAPTADO – Area = Humanidades



CAPTADO – Area = Música



CAPTADO – Area = Patrimônio Cultural

